



VISIONLINE AIR 24/7 CONTROL ROOM CONSOLE



LUNDHALSEY[®]

LundHalsey, Gatehouse Close, Aylesbury, Buckinghamshire, HP19 8DE, UK / Company No: 02502850

Tel: +44 (0) 1296 489964 / Email: enquires@lundhalsey.com

lundhalsey.com


LUNDHALSEY[®]

VISIONLINE
24/7 CONTROL ROOM CONSOLE



DUAL VISIONLINE 24/7 CONTROL ROOM CONSOLE

VISIONLINE Air is a human centred console design providing a sit/stand environment to optimise operator well-being and comfort



Adjustable Height
660mm - 1200mm

Sit/Stand benefits are - Improved Physical well-being | Metabolism | Mental stimulation | Concentration

VISIONLINE console is the perfect solution for any modern 24/7 control room.




Designed to ISO 11064, the international ergonomic standard for control room design the **VISIONLINE 24/7** control room console is supported by a robust frame providing perfect cable management, integration for active equipment and class leading industrial design.



Cable Access


MONITOR ARMS



Single Monitor Arm

Side by Side & Dual Monitor Arm Options

FEATURED ACCESSORIES



LED Operated Status Control

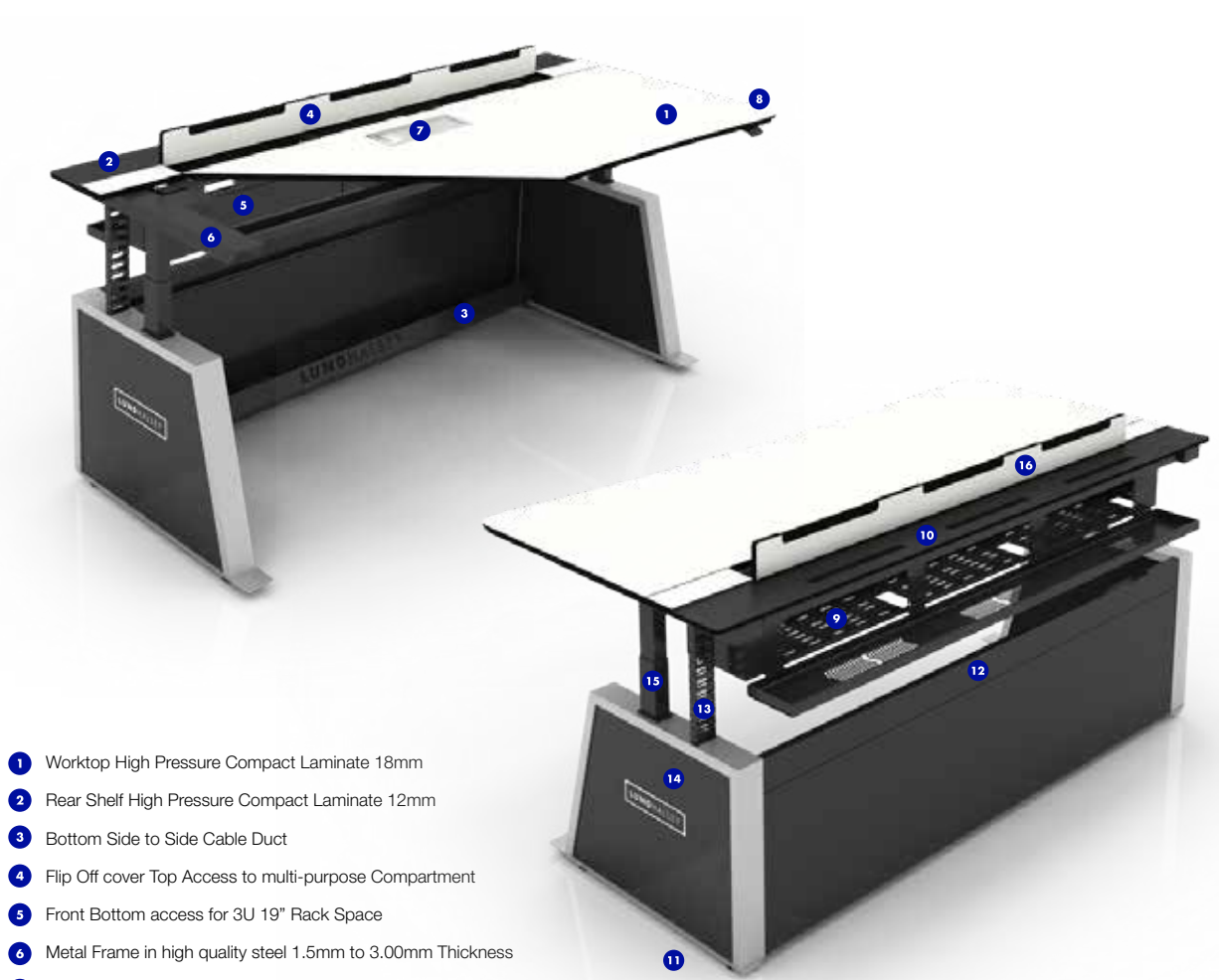
Corner LED at Worktop

Universal PDU

Wireless Charger

Desktop Connectivity Base

LED Dimmable Task Light



- 1 Worktop High Pressure Compact Laminate 18mm
- 2 Rear Shelf High Pressure Compact Laminate 12mm
- 3 Bottom Side to Side Cable Duct
- 4 Flip Off cover Top Access to multi-purpose Compartment
- 5 Front Bottom access for 3U 19" Rack Space
- 6 Metal Frame in high quality steel 1.5mm to 3.00mm Thickness
- 7 Control Touch Desktop Power Module
- 8 Corner LEDS
- 9 Cable Duct with 3U 19" Rack mount ready for small devices like thin clients, KVM, extenders etc.
- 10 Universal fixing & Cable Pass Through for Monitors
- 11 Dual Side Cable Entrance
- 12 Removable Service Cover
- 13 Integral Cable Management
- 14 Backlit Customisable End Panels
- 15 Fixed & Sit Stand Options
- 16 Total access to Active Area without disrupting Operator's tasks



Depth: 1000mm
Width options: 2400mm to 1250mm

MODULARITY

VISIONLINE 24/7 Console grants versatility thanks to its modular design & configuration options including straight, concave & convex.

